

ATMOSPHERE 2020

2020



GAMMA

— MADE IN ITALY —



Smart  
04  
SM

New York  
12  
NY


Flamingo  
20  
FL

Aston  
26  
AB

Veronica  
32  
VR

Technicals  
38  
ST



























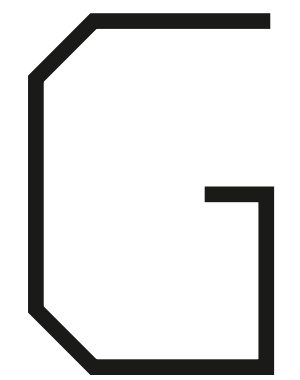
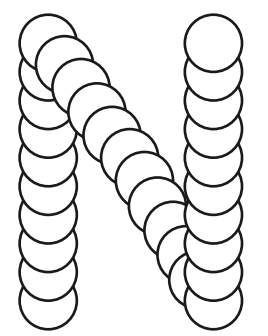
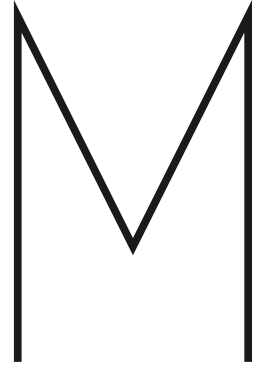


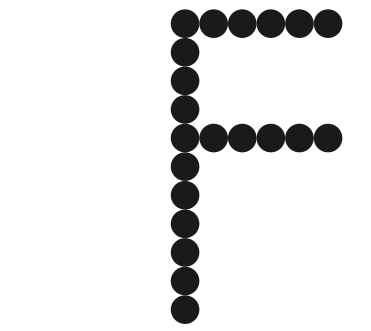












N I

G H T













ASTON

BOLD

NIGHT









OTTOMAN • COFFEE TABLE • NIGHT STAND • NIGHT STAND • ASTON BOLD NIGHT





# VERONICA







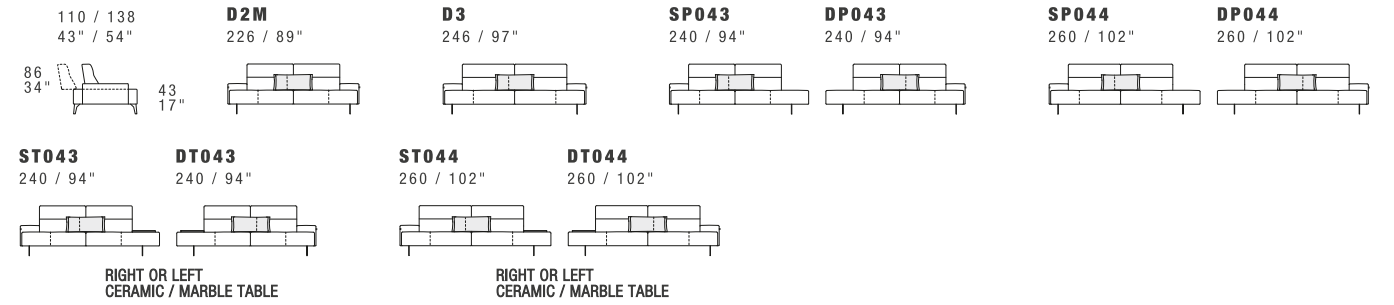




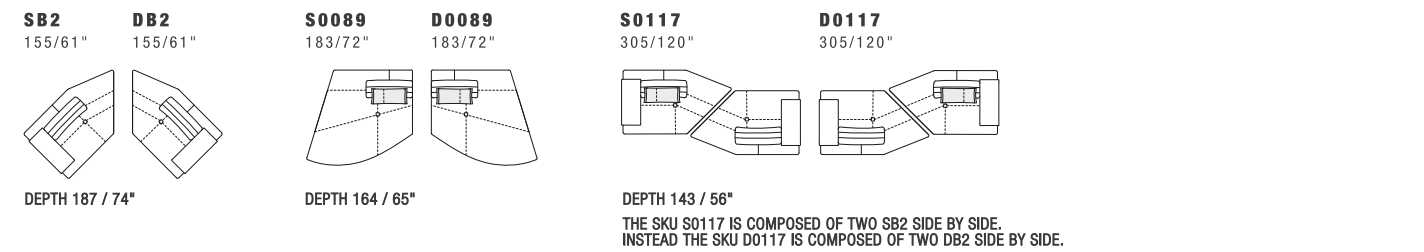
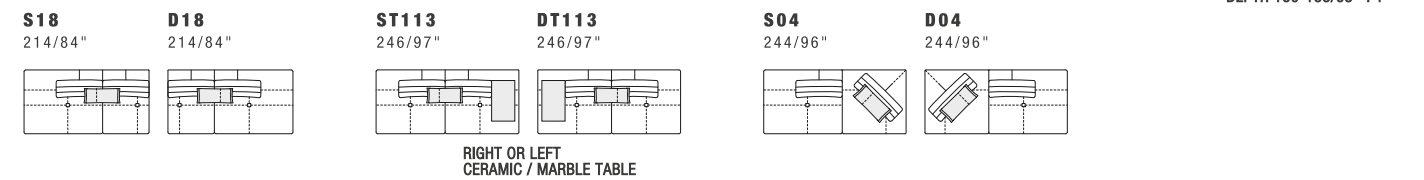
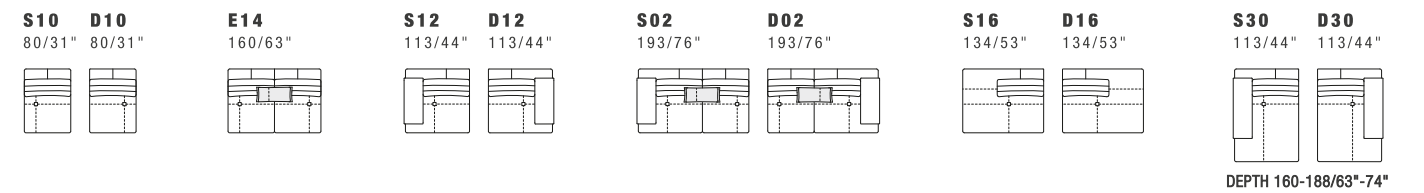


# SMART

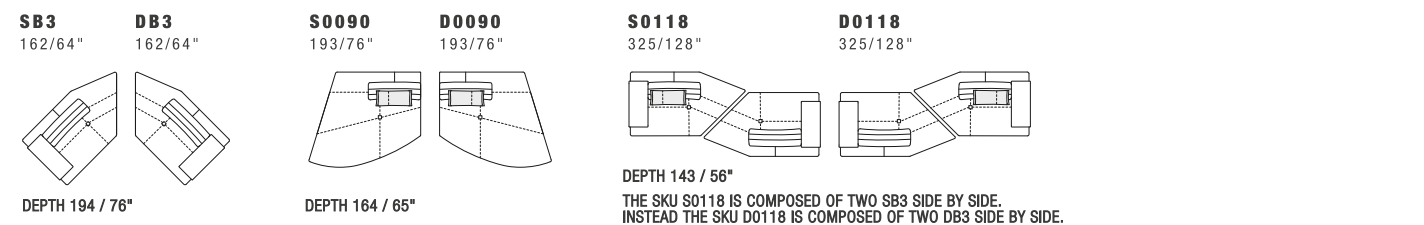
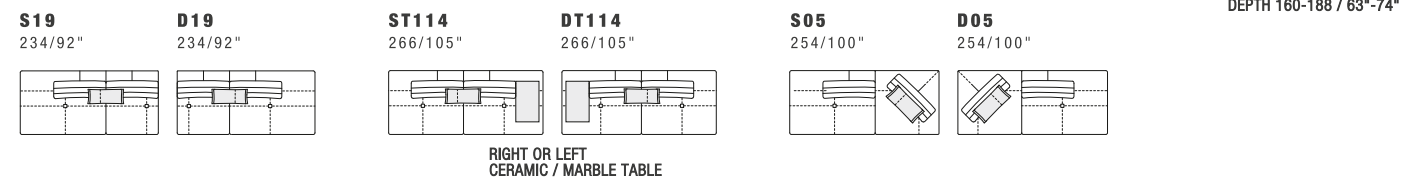
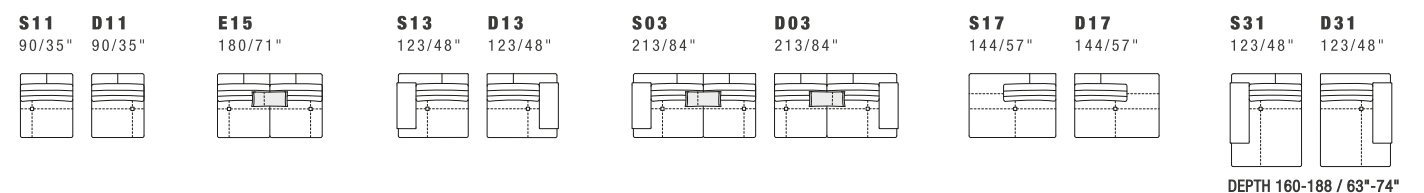
DIMENSIONS: THE FIRST FIGURE SHOWS SIZES IN CENTIMETERS, THE SECOND IN INCHES.  
 EACH PIECE IS MADE BY HAND AND HAS ITS OWN UNIQUENESS. MEASURES MAY VARY WITH A TOLLERANCE UP TO 3%.  
 MIXING ABOVE GROUPS (Y - J) WILL CREATE SECTIONALS WITH DIFFERENT SEAT WIDTHS.  
 CORNER PIECES E01 AND E20 ARE ODD PIECES AND CAN BE USED WITH ALL ABOVE GROUPS Y - J.  
 SEAT DEPTH 62 CM - 24". SEAT HEIGHT 43 CM - 17".



**Y** ALL ITEMS IN GROUP Y HAVE THE SAME SEAT WIDTH / TUTTI GLI ELEMENTI DEL GRUPPO Y HANNO LO STESSO MODULO DI SEDUTA

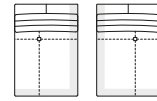


**J** ALL ITEMS IN GROUP J HAVE THE SAME SEAT WIDTH / TUTTI GLI ELEMENTI DEL GRUPPO J HANNO LO STESSO MODULO DI SEDUTA



# SMART

**SCH DCH**  
110/43" 110/43"



DEPTH 160-188 / 63"-74"  
TWO SIDES  
CONNECTABLE

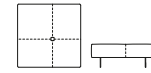
**E01**  
110 X 110 / 43 X 43"



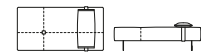
**E20**  
128 X 128 / 50 X 50"



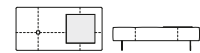
**EV4 OTTOMAN**  
110 X 110 X H.43 / 43 X 43 X H.17"



**P017-D BENCH**  
150 X 75 X H.43 / 59 X 30 X H.17"



**P018-D BENCH**  
150 X 75 X H.43 / 59 X 30 X H.17"



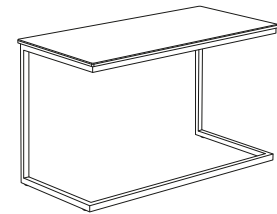
SIDE CERAMIC / MARBLE TABLE

**C0112 SUGGESTED LUMBAR PILLOW**  
67 X 30 / 26 X 12"



B STITCHING CUC 501C

**T152B SUGGESTED SIDE TABLE**  
90 X 40 X H.49 / 35 X 16 X H.19"



**T153B COFFEE TABLE**  
40 X 40 X H.46 / 16 X 16 X H.18"



**T154B COFFEE TABLE**  
Ø40 X H.46 / 16 X H.18"



## STANDARD FEATURES

- GLASS TOP AVAILABLE IN: SMOKED OR WHITE (RAL 9003).
- CERAMIC TOP AVAILABLE IN: TERRA, ANTRACITE BOIR DESIR OR OSSIDO BRUNO COLOR.
- BASE AVAILABLE IN: CHROME, DARK CHROME-TITANIO, BURNISHED ALUMINIUM, BURNISHED COPPER OR PAINTED METAL.

## NOTES

- MARBLE TOP AVAILABLE IN: EMPERADOR DARK, PALISSANDRO BLU NUVOLATO, PALISSANDRO FIORITO OR SAHARA NOIR.

## CARATTERISTICHE STANDARD

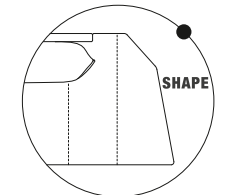
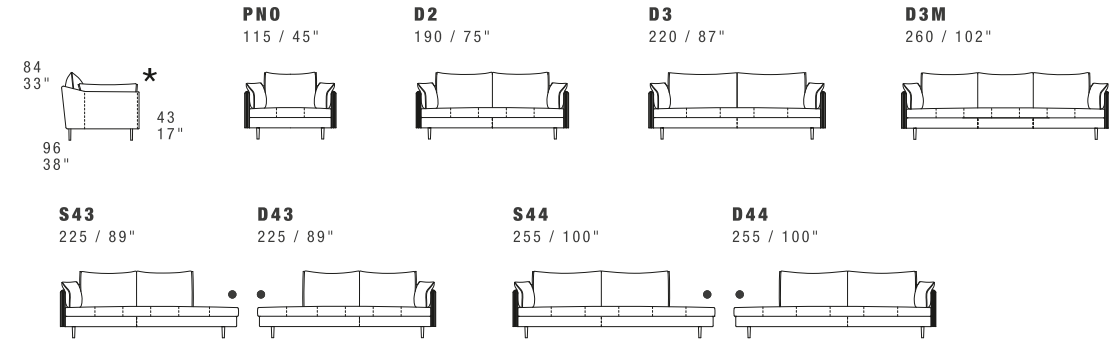
- RIPIANO IN VETRO DISPONIBILE IN: FUMÉ O BIANCO (RAL 9003).
- RIPIANO IN CERAMICA DISPONIBILE IN: COLORE TERRA, ANTRACITE, NOIR DESIR O OSSIDO BRUNO.
- BASE DISPONIBILE IN: CROMATO, CROMATO NERO-TITANIO, ALLUMINIO BRUNITO, RAME BRUNITO O METALLO VERNICIATO.

## NOTE

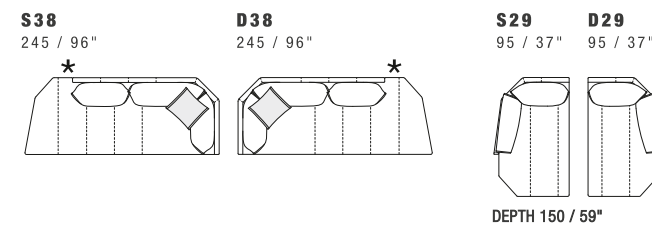
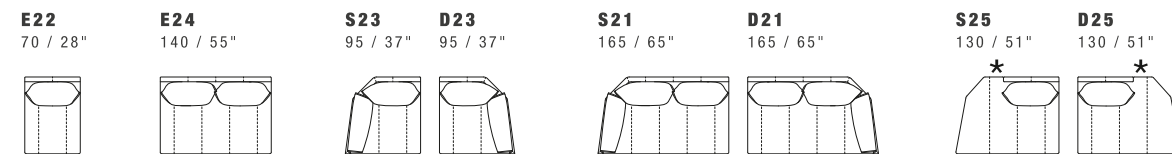
- RIPIANO IN MARMO DISPONIBILE IN: EMPERADOR DARK, PALISSANDRO BLU NUVOLATO, PALISSANDRO FIORITO O SAHARA NOIR.

# NEW YORK

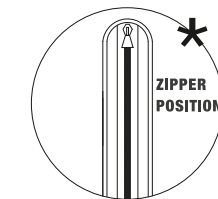
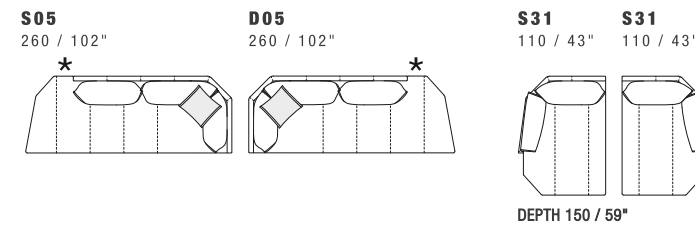
DIMENSIONS: THE FIRST FIGURE SHOWS SIZES IN CENTIMETERS, THE SECOND IN INCHES.  
EACH PIECE IS MADE BY HAND AND HAS ITS OWN UNIQUENESS. MEASURES MAY VARY WITH A TOLERANCE UP TO 3%.  
MIXING ABOVE GROUPS (X - J) WILL CREATE SECTIONALS WITH DIFFERENT SEAT WIDTHS.  
CORNER PIECES S/D01 AND E20 ARE ODD PIECES AND CAN BE USED WITH ALL ABOVE GROUPS X - J.  
SEAT DEPTH 61 CM - 24". SEAT HEIGHT 43 CM - 17".



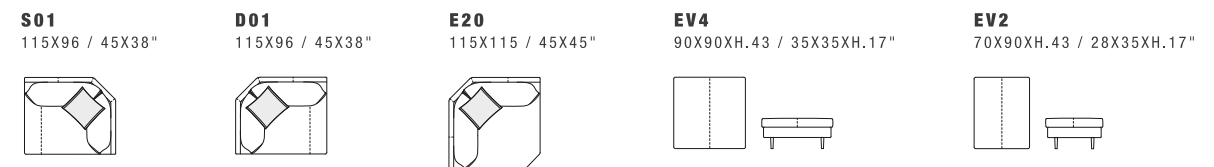
**X** ALL ITEMS IN GROUP X HAVE THE SAME SEAT WIDTH / TUTTI GLI ELEMENTI DEL GRUPPO X HANNO LO STESSO MODULO DI SEDUTA



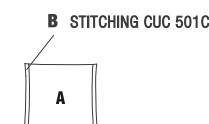
**J** ALL ITEMS IN GROUP J HAVE THE SAME SEAT WIDTH / TUTTI GLI ELEMENTI DEL GRUPPO J HANNO LO STESSO MODULO DI SEDUTA



THE ZIPPER IS ON THE ARM FRONT AND ON THE EXTERNAL TERMINALS OF THE SECTIONAL



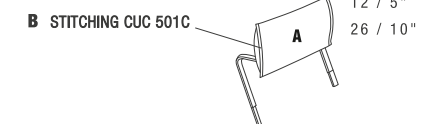
**C0113 SUGGESTED PILLOW**  
50X50 / 20X20"



**C0116 SUGGESTED PILLOW**  
65X30 / 26X12"



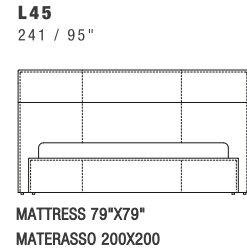
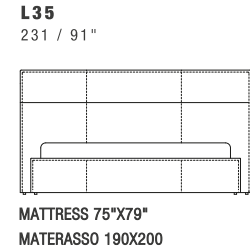
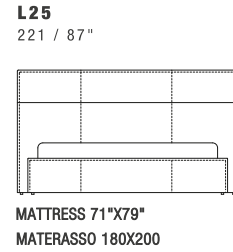
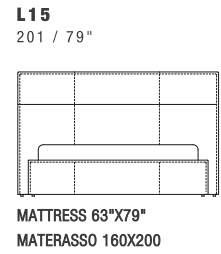
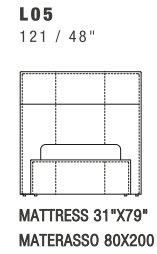
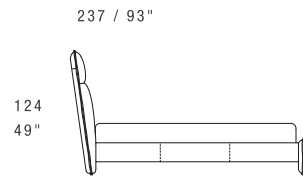
**P0016 SUGGESTED HEADREST**  
65X26"



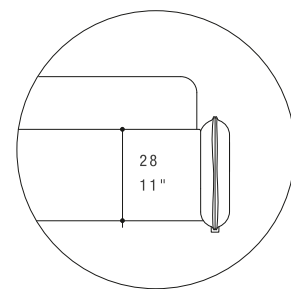
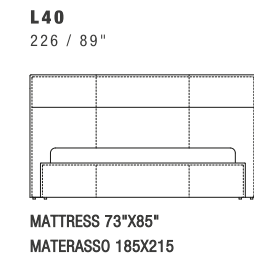
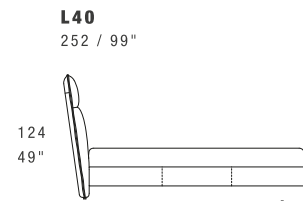
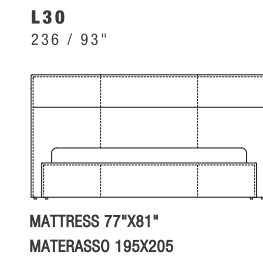
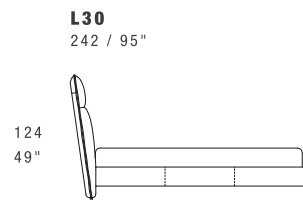
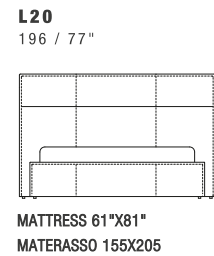
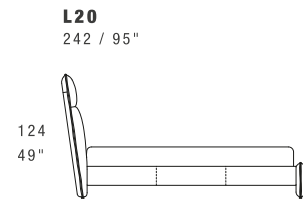
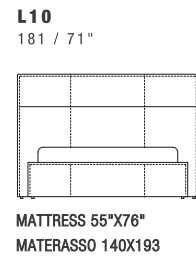
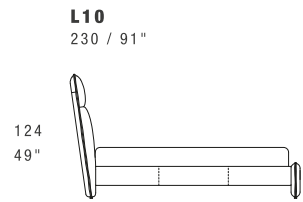
# FLAMINGO NIGHT

DIMENSIONS: THE FIRST FIGURE SHOWS SIZES IN CENTIMETERS, THE SECOND IN INCHES.  
EACH PIECE IS MADE BY HAND AND HAS ITS OWN UNIQUENESS. MEASURES MAY VARY WITH A TOLLERANCE UP TO 3%.  
BASE HEIGHT 36 CM - 14". LEGS HEIGHT 1,5 CM - 0,6".

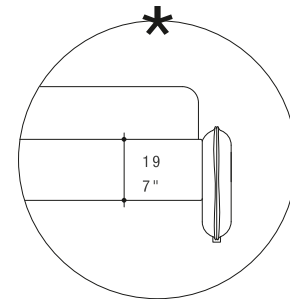
## EUROPEAN SIZE / MISURE EUROPEE



## AMERICAN SIZE / MISURE AMERICANE

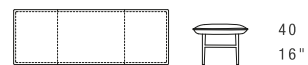


STORAGE VERSION



STANDARD VERSION

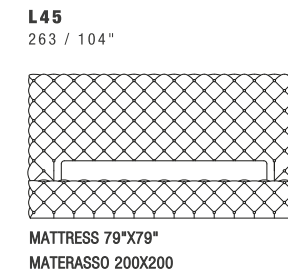
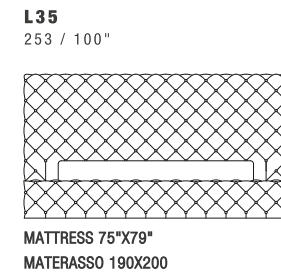
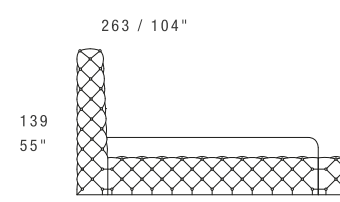
**P019D BENCH**  
155 X 55 / 61" X 22"



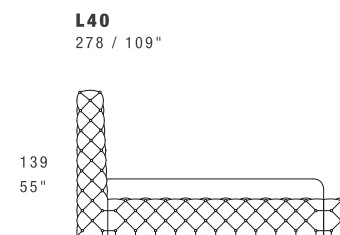
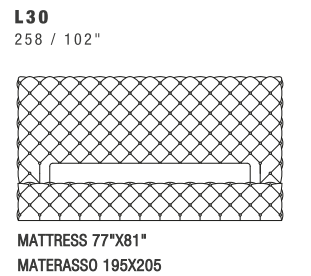
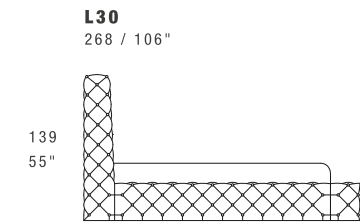
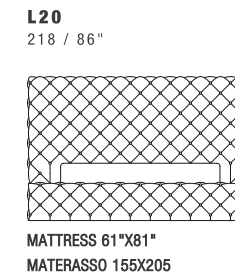
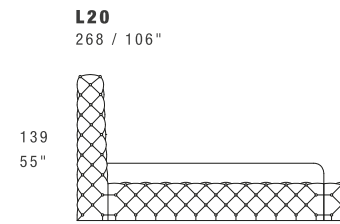
# ASTON BOLD NIGHT

DIMENSIONS: THE FIRST FIGURE SHOWS SIZES IN CENTIMETERS, THE SECOND IN INCHES.  
EACH PIECE IS MADE BY HAND AND HAS ITS OWN UNIQUENESS. MEASURES MAY VARY WITH A TOLLERANCE UP TO 3%.  
BASE HEIGHT 36 CM - 14". LEGS HEIGHT 1,5 CM - 0,6".

## EUROPEAN SIZE / MISURE EUROPEE



## AMERICAN SIZE / MISURE AMERICANE

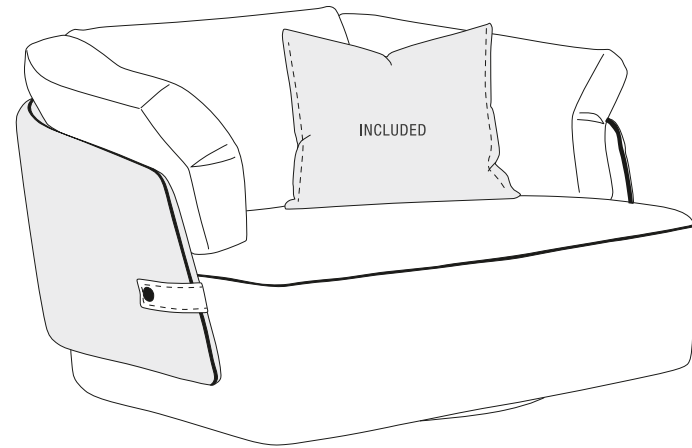


# VERONICA

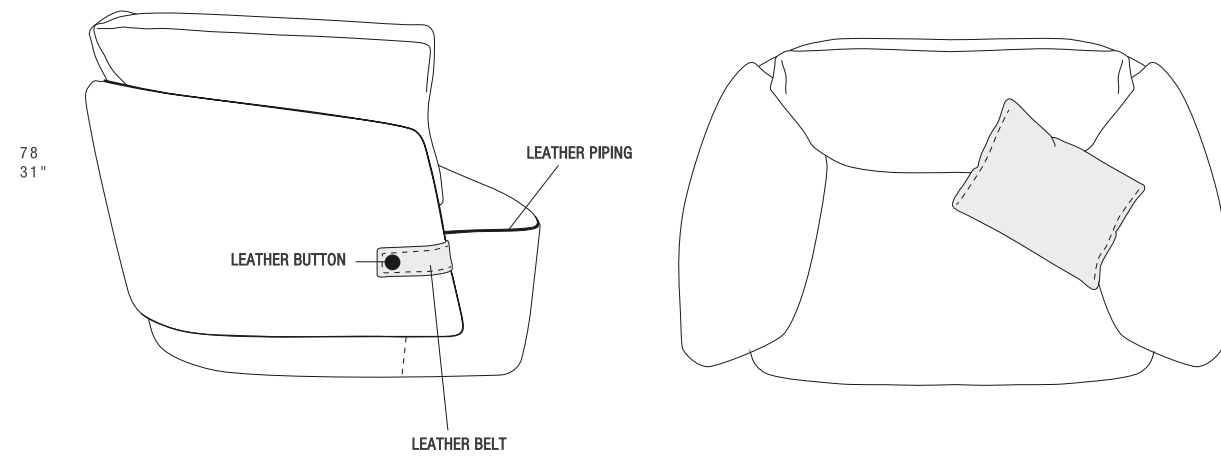
## XXL REVOLVING

DIMENSIONS: THE FIRST FIGURE SHOWS SIZES IN CENTIMETERS, THE SECOND IN INCHES.  
EACH PIECE IS MADE BY HAND AND HAS ITS OWN UNIQUENESS. MEASURES MAY VARY WITH A TOLLERANCE UP TO 3%.

SEAT DEPTH 75 CM - 30"  
SEAT HEIGHT 40 CM - 16"

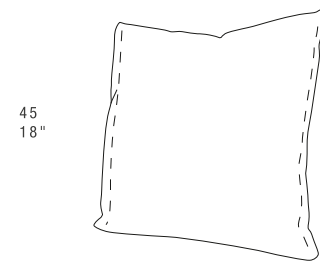


**POL**  
*(SWIVEL)*  
127 X 98 / 50" X 39"



78  
31"

**C0205**  
LEATHER PILLOW



45  
18"

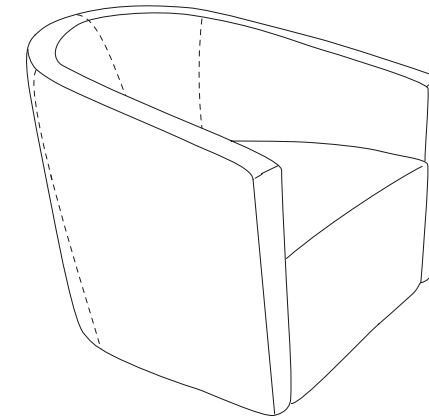
45  
18"

**STITCHINGS**  
CUC 503B

# SHARON

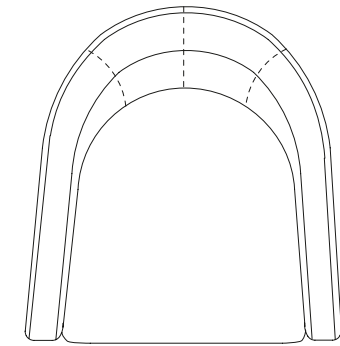
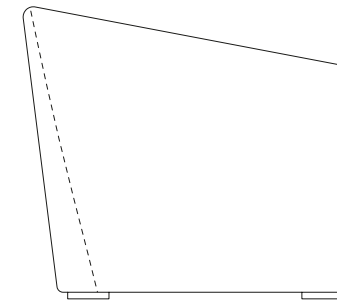
DIMENSIONS: THE FIRST FIGURE SHOWS SIZES IN CENTIMETERS, THE SECOND IN INCHES.  
EACH PIECE IS MADE BY HAND AND HAS ITS OWN UNIQUENESS. MEASURES MAY VARY WITH A TOLLERANCE UP TO 3%.

SEAT DEPTH 62 CM - 24"  
SEAT HEIGHT 42 CM - 17"



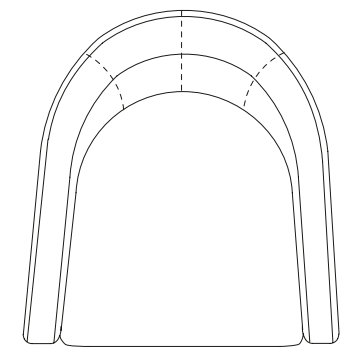
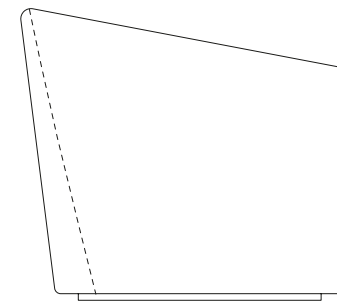
**PNA**  
84 X 88 / 33" X 35"

74  
29"



**POL**  
*(SWIVEL)*  
84 X 88 / 33" X 35"

74  
29"






# TULIP

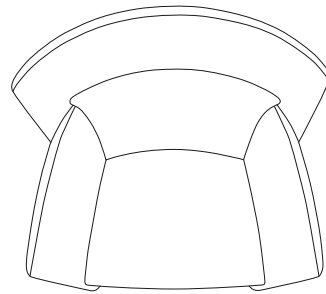
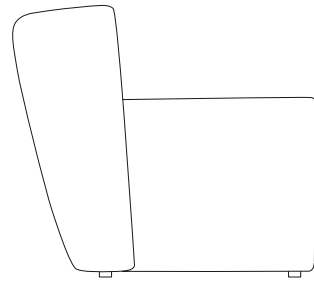
DIMENSIONS: THE FIRST FIGURE SHOWS SIZES IN CENTIMETERS, THE SECOND IN INCHES.  
EACH PIECE IS MADE BY HAND AND HAS ITS OWN UNIQUENESS. MEASURES MAY VARY WITH A TOLLERANCE UP TO 3%.

SEAT DEPTH 54 CM - 21"  
SEAT HEIGHT 42 CM - 17"



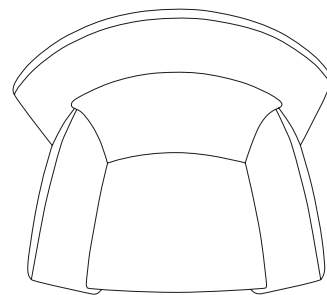
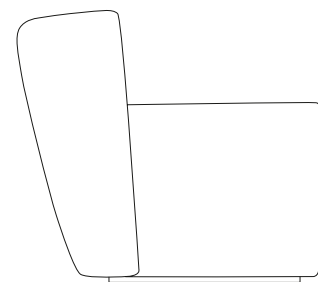
**PNA**  
86 X 85 / 34" X 33"

77  
30"

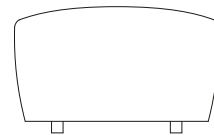



**POL**  
(SWIVEL)  
86 X 85 / 34" X 33"

77  
30"




**EV1**  
62 X 52 X H.38  
24 X 20 X H.15"



# MARGOT



DIMENSIONS: THE FIRST FIGURE SHOWS SIZES IN CENTIMETERS, THE SECOND IN INCHES.  
EACH PIECE IS MADE BY HAND AND HAS ITS OWN UNIQUENESS. MEASURES MAY VARY WITH A TOLLERANCE UP TO 3%.

SEAT DEPTH 54 CM - 21"  
SEAT HEIGHT 44 CM - 17"



**PNA**  
86 X 87 / 34" X 34"

83  
33"



# COFFEE TABLES

DIMENSIONS: THE FIRST FIGURE SHOWS SIZES IN CENTIMETERS, THE SECOND IN INCHES.

## STANDARD FEATURES

- WOOD TOP COVERED IN LEATHER.
- BASE AVAILABLE IN: CHROME, DARK CHROME-TITANIO, BURNISHED ALUMINIUM, BURNISHED COPPER OR PAINTED METAL.

## NOTES

- CERAMIC TOP AVAILABLE IN: TERRA, ANTRACITE, NOIR DESIR OR OSSIDO BRUNO COLOR.
- MARBLE TOP AVAILABLE IN: EMPERADOR DARK, PALISSANDRO BLU NUVOLATO, PALISSANDRO FIORITO OR SAHARA NOIR.

**T49 MOON**  
Ø50XH.35 / Ø20XH.14"



**T50 MOON**  
Ø40XH.45 / Ø16XH.18"



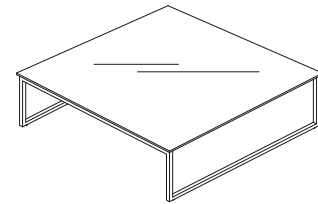
## STANDARD FEATURES

- GLASS TOP AVAILABLE IN: SMOKED OR WHITE (RAL 9003).
- CERAMIC TOP AVAILABLE IN: TERRA, ANTRACITE, NOIR DESIR OR OSSIDO BRUNO COLOR.
- BASE AVAILABLE IN: CHROME, DARK CHROME-TITANIO, BURNISHED ALUMINIUM, BURNISHED COPPER OR PAINTED METAL.

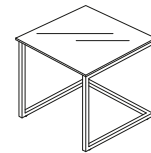
## NOTES

- MARBLE TOP AVAILABLE IN: EMPERADOR DARK, PALISSANDRO BLU NUVOLATO, PALISSANDRO FIORITO OR SAHARA NOIR.

**T62**  
100X100XH.34 / 39X39XH.13"



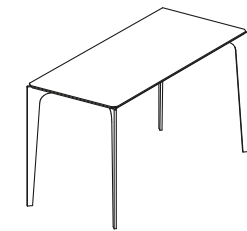
**T63**  
50X50XH.47 / 20X20XH.19"



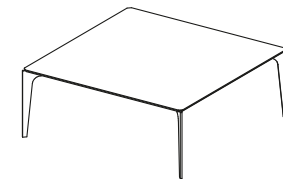
## STANDARD FEATURES

- CERAMIC TOP AVAILABLE IN: TERRA, ANTRACITE, NOIR DESIR OR OSSIDO BRUNO COLOR.
- BASE AVAILABLE IN: CHROME, DARK CHROME-TITANIO, BURNISHED ALUMINIUM, BURNISHED COPPER OR PAINTED METAL.

**T95**  
90X40XH.45 / 35X16XH.18"



**T96**  
90X90XH.35 / 35X35XH.14"



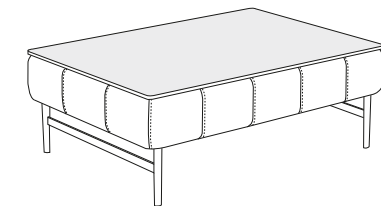
## STANDARD FEATURES

- HARD WOOD FRAME COVERED IN LEATHER.
- GLASS TOP AVAILABLE IN: SMOKED OR WHITE (RAL 9003).
- CERAMIC TOP AVAILABLE IN: TERRA, ANTRACITE, NOIR DESIR OR OSSIDO BRUNO COLOR.
- BASE AVAILABLE IN: CHROME, DARK CHROME-TITANIO, BURNISHED ALUMINIUM, BURNISHED COPPER OR PAINTED METAL.

## NOTES

- MARBLE TOP AVAILABLE IN: EMPERADOR DARK, PALISSANDRO BLU NUVOLATO, PALISSANDRO FIORITO OR SAHARA NOIR.

**T131B**  
124X84XH.34 / 49X33XH.13"



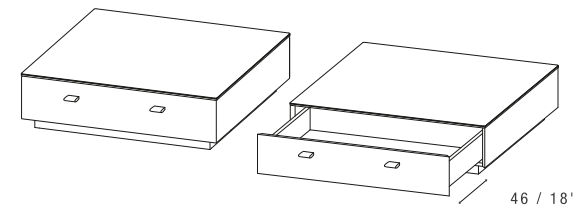
## STANDARD FEATURES

- COFFEE TABLE WITH DRAWER.
- HARD WOOD FRAME AND POLYURETHANE COVERED WITH LEATHER.
- GLASS TOP AVAILABLE IN: SMOKED OR WHITE (RAL 9003).
- CERAMIC TOP AVAILABLE IN: TERRA, ANTRACITE, NOIR DESIR OR OSSIDO BRUNO COLOR.

## NOTES

- MICROFIBRE BOTTOM DRAWER.
- MARBLE TOP AVAILABLE IN: EMPERADOR DARK, PALISSANDRO BLU NUVOLATO, PALISSANDRO FIORITO OR SAHARA NOIR.

**T161A**  
103X103XH.30 / 41X41XH.12"  
DRAWER INNER DIMENSIONS: 89X54XH.12 / 35X21XH.5"



46 / 18"

# NIGHT STANDS

DIMENSIONS: THE FIRST FIGURE SHOWS SIZES IN CENTIMETERS, THE SECOND IN INCHES.

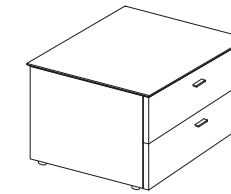
## STANDARD FEATURES

- HARD WOOD FRAME COVERED IN LEATHER.
- GLASS TOP AVAILABLE IN: SMOKED OR WHITE (RAL 9003).
- CERAMIC TOP AVAILABLE IN: TERRA, ANTRACITE, NOIR DESIR OR OSSIDO BRUNO COLOR.

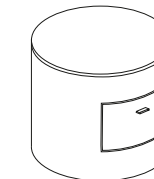
## NOTES

- MARBLE TOP AVAILABLE IN: EMPERADOR DARK, PALISSANDRO BLU NUVOLATO, PALISSANDRO FIORITO OR SAHARA NOIR.

**K011-D NIGHT STAND**  
62X57XH.43 / 24X22XH.17"



**K012-D NIGHT STAND**  
Ø50XH.43 / Ø20XH.17"



# DRESSER


## STANDARD FEATURES

- HARD WOOD FRAME COVERED IN LEATHER.
- GLASS TOP AVAILABLE IN: SMOKED OR WHITE (RAL 9003).
- CERAMIC TOP AVAILABLE IN: TERRA, ANTRACITE, NOIR DESIR OR OSSIDO BRUNO COLOR.

## NOTES

- MARBLE TOP AVAILABLE IN: EMPERADOR DARK, PALISSANDRO BLU NUVOLATO, PALISSANDRO FIORITO OR SAHARA NOIR.

**K008-D METAL LEGS**  
120X54XH.74 / 47X21XH.29"



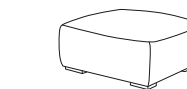
ALL GAMMA CUSTOMIZING FINISHES

# OTTOMANS

## STANDARD FEATURES

- HARD WOOD FRAME.
- PADDING IN POLYURETHANE.

**P58**  
67X50XH.38 / 26X20XH.15"



## STANDARD FEATURES

- HARD WOOD FRAME COVERED IN LEATHER.
- PADDING IN POLYURETHANE.

**P62**  
60X60XH.39 / 24X24XH.15"



# PILLOWS

## STANDARD FEATURES

- PILLOW WITH FEATHER FILLING.

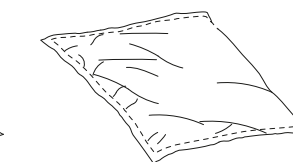
## NOTES

- AVAILABLE WITH ANY STITCHING OF THE COLLECTION.


**C11**  
50X50 / 20"X20"



**C13**  
70X70 / 28"X28"



**C98**  
50X50 / 20"X20"



**RA1**  
Ø19X82 / Ø7"X32"



Contacts



HEADQUARTERS

GAMMA ARREDAMENTI INTERNATIONAL Spa

Via Pitagora, 3 - 47121 Forlì (FC) - Italia  
Ph. +39 0543 708311 - Fax +39 0543 701795  
info@gammarr.it



U.S.A.

GAMMA Inc.

520 South Hamilton Street  
High Point NC 27260  
Ph. +1 336 886 8060 - Fax +1 336 886 8059  
infousa@gammarr.it

Credits



ART DIRECTION AND GRAPHIC DESIGN

Gamma Design & Graphic Department



PHOTOGRAPHY

Eolo Radoni



PREPRESS


Monogramma



PRINT

Grafica Gioia

#gammarredamenti



ATMOSPHERE 2020